



Serie

Matra - 135 RPT

Especificaciones Técnicas

Carpintería Corredera Elevable y en Línea con Rotura de Puente Térmico

Cerco y Hoja Perimetral

Posibilidad de Cerco Monocarril Perimetral

Sección de Marco 135 mm.

Sección de Hoja 53x100 mm.

Galce de vidrio Vidrios hasta 44 mm. (47 mm. de hueco)
Junquillos de altura 20 mm. (Tabla de Acristamiento 1)

Peso Máximo por Hoja Elevable : 300 Kg. (Con carro adicional 400 Kg.)

Posibilidad de colocación de Herraje Multipunto Corredera en Línea :
(Peso. Máx. por hoja 200 Kg.)

Clasificación obtenida

Permeabilidad al aire*	CLASE 3
Estanqueidad al agua°	CLASE 9A
Resistencia al viento*	CLASE C5
Transmitancia térmica**	2.3 W/m ² K
Transm. térmica Uf (Nudo lateral)^	5.3 W/m ² K
Aislamiento Acústico***	32 (-1,-4)dB

° Ventana de 2 hojas de 3000 x 2375 mm.

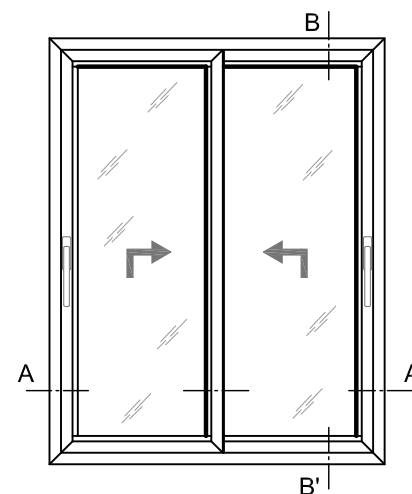
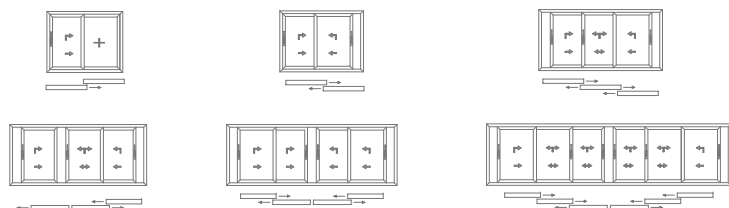
* Ventana de 2 hojas de 1230 x 1480 mm.

** Ventana de 2 hojas de 1480 x 2180 mm ; Vidrio Ug: 0,6 W/m² K

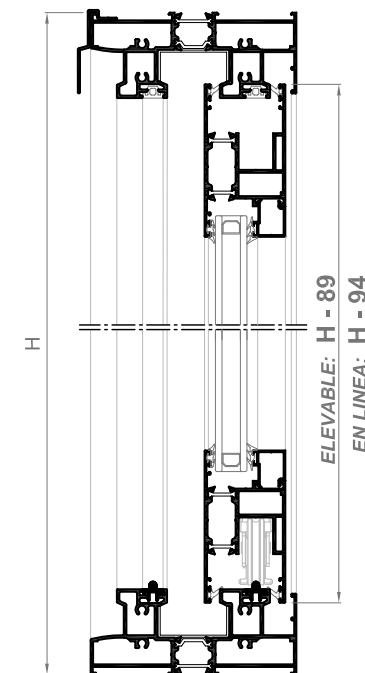
*** Ventana de 2 hojas de 1230 x 1480 mm ; Vidrio Rw: 40 (-2,-6)dB

^ Según normativa UNE-EN ISO 10077-2

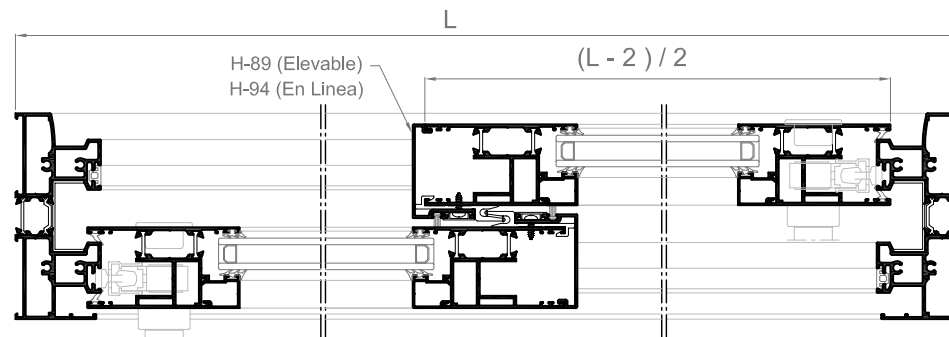
Posibilidades de Apertura



PUERTA DE 2 HOJAS ELEVABLES



Sección B-B'

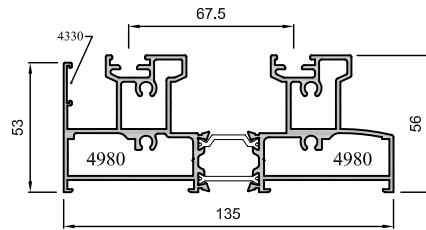


Sección A-A'

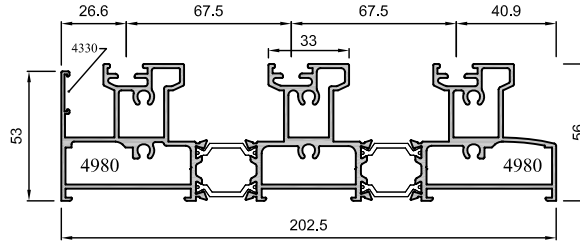
Los ensayos de las ventanas realizados por el grupo Alugom, que son cedidos para la obtención del marcado CE por parte del cliente, se han realizado con los perfiles y accesorios específicos y concretos propuestos por el grupo Alugom, que figuran en los manuales de fabricación de cada serie. Para más información consultar con la sección técnico-comercial del grupo Alugom.

Perfiles

Matra - 135 RPT

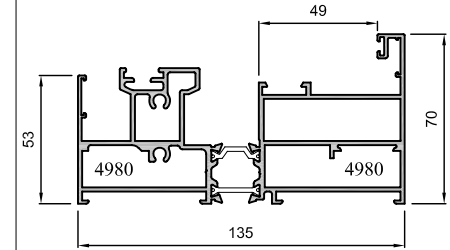


8670M
1160M

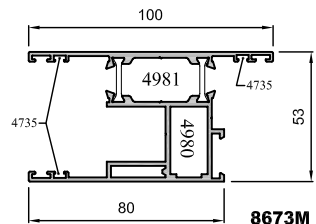


8682M

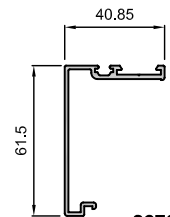
Monocarril



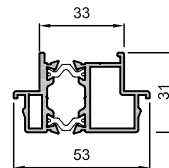
8974M



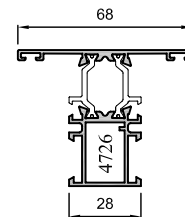
8673M
1163M



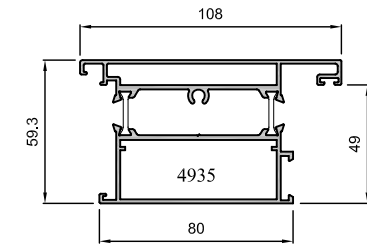
8676
1166



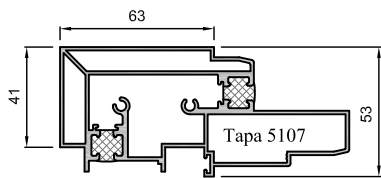
8680M



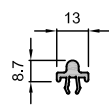
8665L



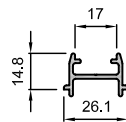
8971M
1171M



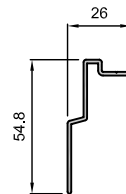
16104



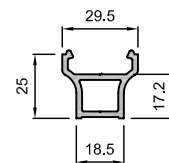
8675
1165



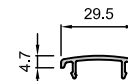
8679
1169



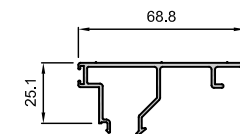
8677
1167



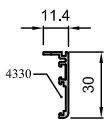
783
6695



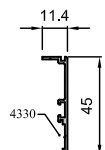
784
6696



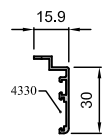
8973



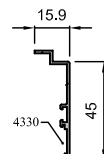
281
1140



8629



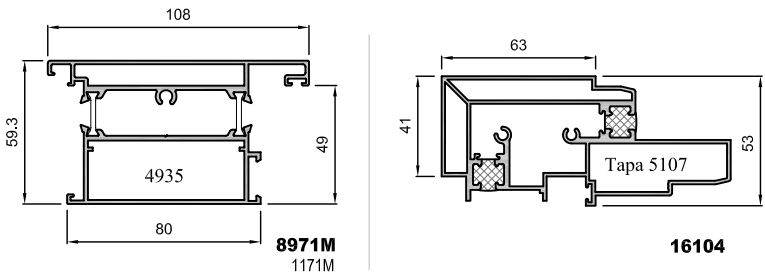
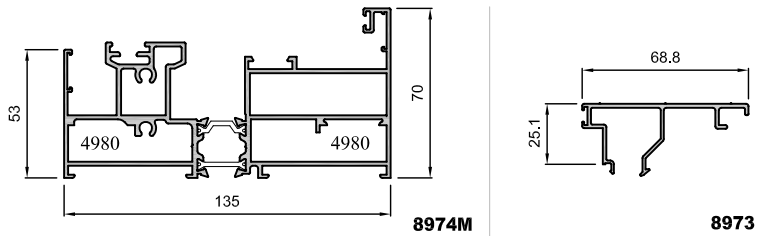
8832



8630



Perfiles Matra - 135 RPT Monocarril

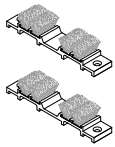


Accesorios

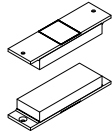
Elementos de Cierre



4331
Perfil ais.
Cercos Monocarril



4332
Conj. cortavientos
Monocarril Corredera



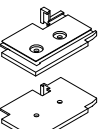
4333
Conj. cortavientos
Monocarril Elevable

Taco



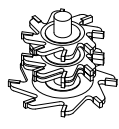
4935
Taco pilastra
Monocarril

Tapas

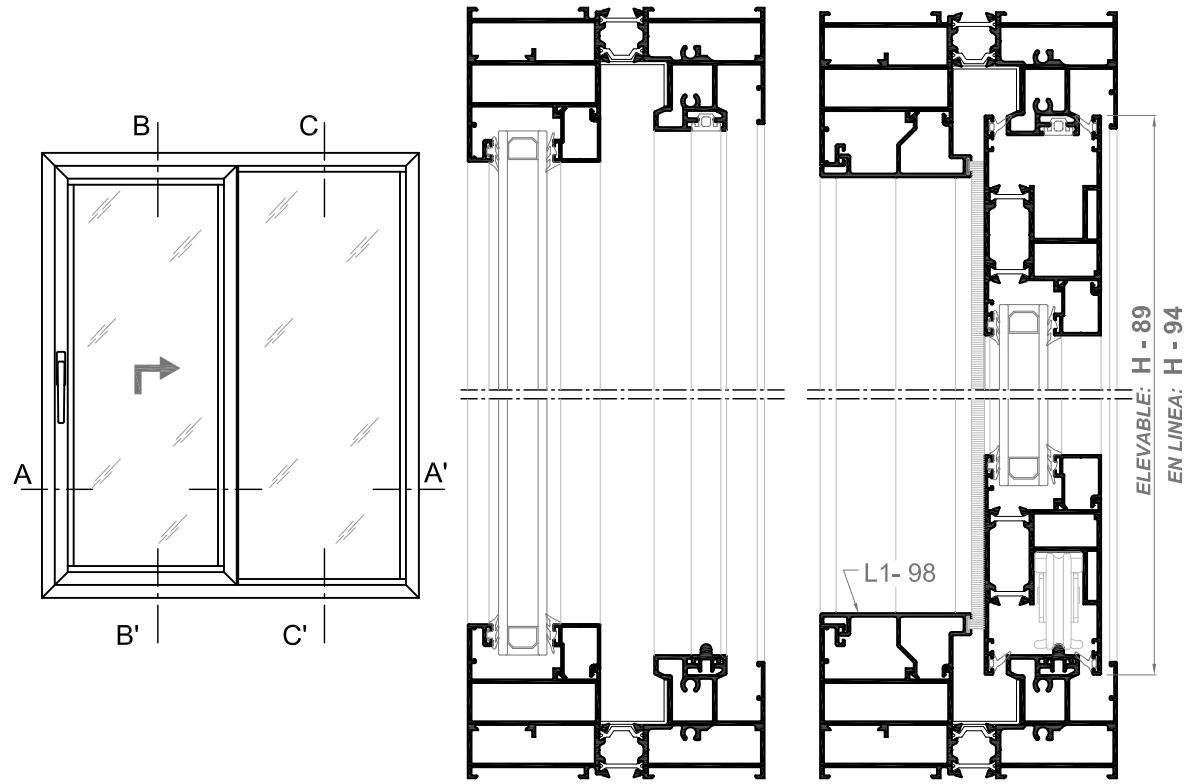


5107
Tapas esquinero

Utillaje



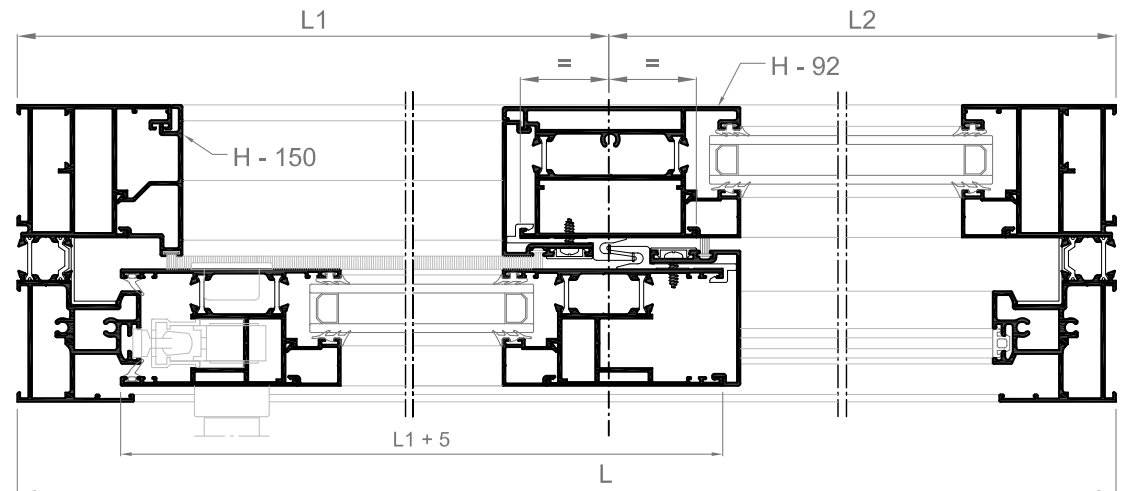
4073
Fresa pilastra
Monocarril



PUERTA DE 1 HOJA ELEVABLE MONOCARRIL

Sección B-B'























Sección C-C'





Sección A-A'

* Tabla de Junquillos 1 (Altura 20 mm)





ALTURA JUNQUILLO = 20 mm

PERFILES	45.5 mm	35.5 mm	28.5 mm	25.5 mm	21.5 mm	18.5 mm	17 mm	14.5 mm	10.5 mm	10 mm	2 mm
CERCOS: 8971M ; 8974M	8211 	8453 	8452 	8214 		8213 		8277 		8212 	
HOJA: 8673M		8256 	8257 	8278 		8259 		8276 		8260 	
PILASTRA: 8865L	8468 	8450 	8414 	8283 	8415 		8843 	8416 	8207 		8485 

Juntas Exteriores
4057 
4850 

MATRA - 135 RPT

MISMA TABLA PARA LA SERIE STILO - 60 RPT (CERCOS)

Juntas INTERIORES de acristalamiento			
4089	4090	4091	5261
4 	6 	8 	10 
de 2 a 4 mm.	de 4 a 6 mm.	de 6 a 8 mm.	de 8 a 10 mm.

La Tabla superior de cálculo del espesor de vidrio para esta serie se ha estudiado con junta interior y exterior de acristalamiento. Si se quisiera acristalar con silicona por la parte interior, se podría ganar algo de medida.